



New Features Bulletin

May 2018

Private Lesson Sessions

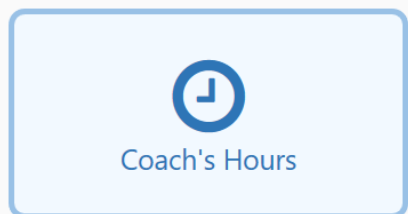
A session can now be marked as “private lesson” on the session information page. The difference between a private session and a regular session is that members involved with the private lesson must be manually added to the session from the **Check-in** or **Line-ups** page. In other words, no members are automatically added to the session. Also, private lesson sessions do not appear on member’s **My Attendance Plans** unless a coach adds them to the session. Look for this new toggle on the session information page to mark a session as a private lesson:

Private lesson session?:



Coach’s Hours

Do you need to have your coaches’ log their hours worked? If so, your coaches can now log a journal entry where their hours can be captured. To view the hours entered by your coaches, look for this new tile on your **Org Home Page**:



Payment Notification

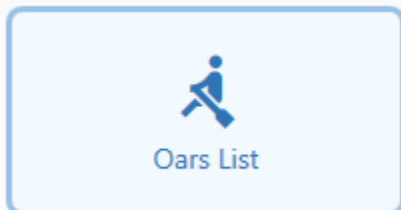
If you’re using the PayPal integration with Fees items, you can now tag a fees item so that when a payment is made by a member for that item, a notification email is sent to your org administrators. Look for this new checkbox on the fees item page:

Send notification when paid?



Shell and Oars List

Everyone can now access the shell and oars list from your **Org Home Page**. Look for these two new tiles:



New Shell and Oars Data

Shells and oars can now be designated as privately owned. Also for shells, you can specify the shell's current rigging for those shells that be rowed as sweep or sculling. In addition, a shell can be specified as for experienced rowers only.

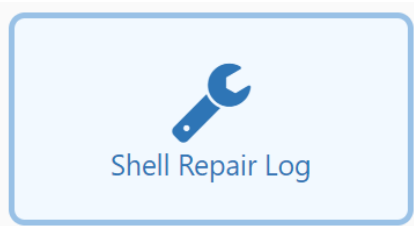
Shell Repair Log

Shell damages and repair requests can now be logged and tracked in iCrew. New repair requests can be logged by anyone in your organization. You can also specify an email address (see new field on your **Org Profile**) that gets notified when a new repair request is logged.

Here are the various ways you can access the **Shell Repair Log**.

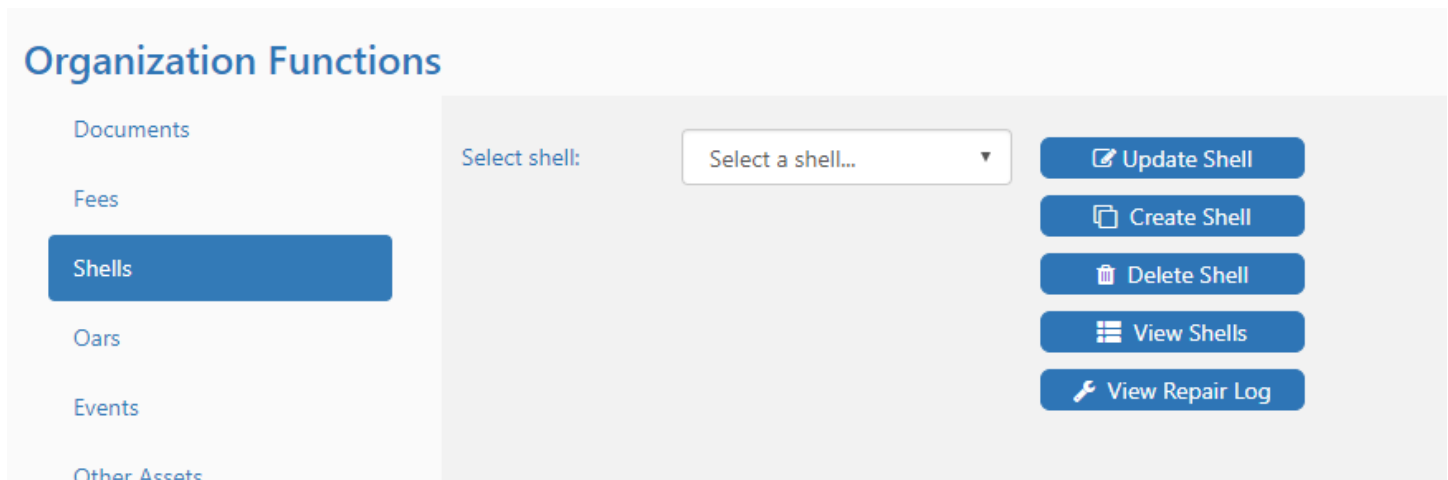
From the Org Home page

On your **Org Home Page**, you see the following new tile. Just tap the tile and the repair log will be displayed.



From the Shells tab on the Coach's Home Page

On the **Shells** tab, you'll now see a **View Repair Log** button at the bottom of the stack of buttons.



From the Update Shell page

If you bring up the **Update Shell** page for a given shell, you'll see two new buttons at the top of the page to log a new repair request or to view the repair log.

Update Shell

Organization: ABR

New repair request...

View repair log...

Update the shell information, then click the **Save** button. 

*Name:

AUDACIA

*Seats:

8

*Type:

Sweep Scull Either

Coxswain seat?:



Competitive/racing shell?:



Here is the **Shell Repair Log** page. You can use the drop-down list at the top to view repair requests for a single shell. You can also log a new request using the **New request...** button. To update any existing repair log entry, just tap the pencil icon on the left side of the page.



My Home Page

Today @ ABR

Org Home Page

Calendar

Org Roster

Send Message

Org Crew View

Personal Page





Comment Box

Shell Repair Log

Show repair requests for:

All shells

New request...

	Shell	Date	Issue Description	Repaired?	Date Repaired	Repair Notes
	AUDACIA	2018-05-10	heel strap broken	Yes	2018-05-11	New strap put in
	AUDACIA	2018-04-03	damage from dock collision	Yes	2018-05-01	Jim was able to patch it up.
	CASCADIA	2018-05-13	Broken scag/rudder	No		
	LOPEZ	2018-05-04	Missing spacers	No		

Here is the page where you can create or update a repair request log entry.



My Home Page

Today @ ABR

Org Home Page

Calendar

Update Shell Repair Request

Update the shell repair request information, then tap the **Save** button.

*Shell: AUDACIA (8+)

*Date reported:

Major damage?

*Description of damage/issue: damage from dock collision

*Location of damage/issue: port side of bow

*Reported by: Jim Beck

Repair completed?

Date repaired:

Repair notes: Jim was able to patch it up.

Save

* Required field

IMPORTANT NOTE: If a damage is marked as “major damage”, the shell cannot be used in any boat line-up until it has been repaired. Here is what a shell with major damage will look like on the line-ups page:

A (4+)	dmgd:AUDACIA (8+)	BEAST
e (4+)	GENESSEE II (4+)	GForce